



Texas Skyward User Group Conference

# TSDS Q and A

Michael Jagoditsh and Sharron Zirkelbach



This session will cover the basic TSDS setup in Skyward and answer questions on data and extraction

- **The Extraction process for Submission 1 will still be ran through PEIMS extract as it was in Legacy**
- **ECDS**
- **TSDS PEIMS Roles**
- **Questions**

# Initial Setup for TSDS PEIMS Extraction



Nothing Changes for Submission 1. Extraction and Export of TSDS will remain the same.

Skyward is currently working on housing the Interchanges/Complex in Maintain and should be available for all districts with target date of January.

The screenshot shows a web browser window titled "Add Extract Ranges - Entity 001 - WS\SR\TX\PE\PE\EP - 12950 - 05.17.06.00.09 - Google Chrome". The URL is "https://skyward10.iscorp.com/scripts/wsisa.dll/WService=wseduesc10idb/ssrtxedit003.w?isPopup=true". The page title is "Add Extract Ranges".

The form is divided into several sections:

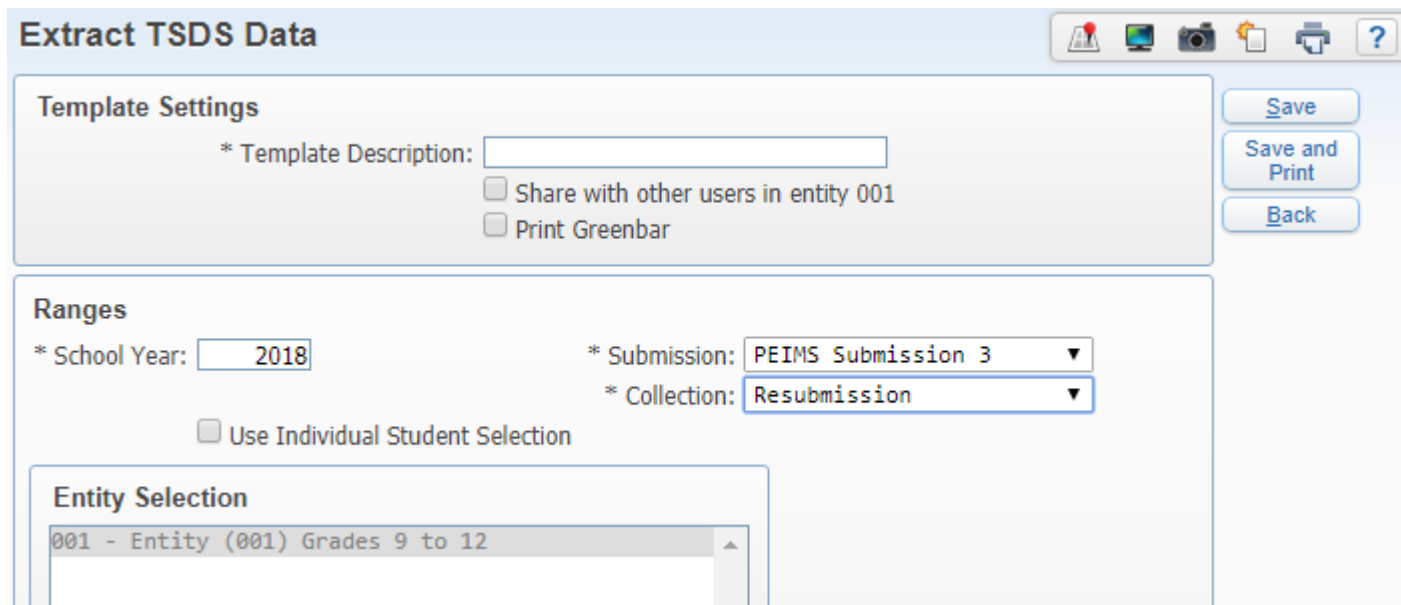
- Template Settings:** Includes a text input for "\* Template Description:", a checkbox for "Share with other users in entity 001", and a checkbox for "Print Greenbar".
- Report Ranges:** Includes a dropdown for "\* School Year:" (set to 2018), a dropdown for "Submission Period:" (set to Submission 1), and a dropdown for "Data to Extract:" (set to Student/Organization).
- Entity Selection:** A list box showing "001 - Entity (001) Grades 9 to 12" with an "Entities" button below it.
- Student Ranges:** Includes a date picker for "\* PEIMS As-Of Date:" (set to 10/27/2017), a dropdown for "Local Student ID:" (set to Alphakey), and a dropdown for "\* Default Career Tech. Indicator:" (set to 1) with a tooltip "C/T COURSE PARTICIPANT-NO TP".

On the right side of the form, there are three buttons: "Save", "Save and Print", and "Back".

# Initial Setup for TSDS PEIMS Extraction

ECDS is extracted through PEIMS and will hold in the ODS until the Submission is entered.

If changes were made in for ECDS they can be exported through Export TSDS PEIMS data and using your last submission – either 1<sup>st</sup> Submission or Resubmission

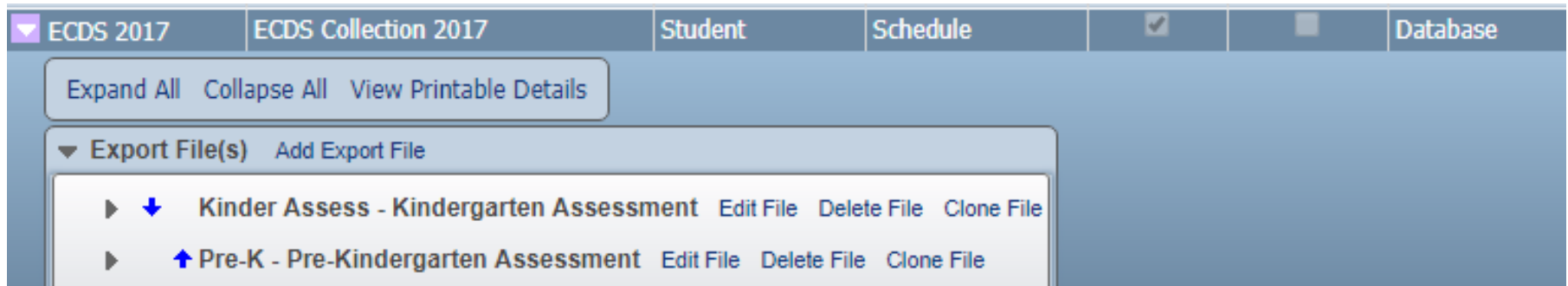
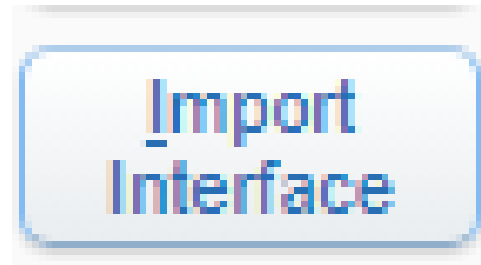


The screenshot shows the 'Extract TSDS Data' web application interface. The window title is 'Extract TSDS Data'. The interface is divided into several sections:

- Template Settings:** Includes a text input field for '\* Template Description:', a checkbox for 'Share with other users in entity 001', and a checkbox for 'Print Greenbar'. To the right of this section are three buttons: 'Save', 'Save and Print', and 'Back'.
- Ranges:** Includes a text input field for '\* School Year:' with the value '2018', a dropdown menu for '\* Submission:' with the value 'PEIMS Submission 3', and a dropdown menu for '\* Collection:' with the value 'Resubmission'. There is also a checkbox for 'Use Individual Student Selection'.
- Entity Selection:** A list box showing '001 - Entity (001) Grades 9 to 12'.

# Initial Setup for TSDS PEIMS Extraction

- ECDS assessment data can be exported from Skybuild using the pre-built ECDS export.
- It is helpful to do this before year end is run on your District.



# **Frequently Asked Questions about TSDS PEIMS**

## What are the TSDS PEIMS Roles in TEAL?

- ODS loader**
  - Load any type of TSDS data
- PEIMS Campus Submitter (specified campus)**
  - Schedule, promote, data & roster search, validations, reports, data downloads
- PEIMS Campus Approver**
  - Data & roster search, reports, and mark campus data ready
- PEIMS Data Scheduler/Promoter**
  - Schedule, promote and data search
- PEIMS Data Submitter**
  - Schedule, promote, validate, data & roster search, data downloads, verify data, reports
- PEIMS Data Completer (PEIMS coordinator)**
  - Schedule, promote, validate, data & roster search, data downloads, verify data, reports, lock data and configure notifications
- PEIMS Data Approver (Superintendent)**
  - Data & roster search, reports, **approve** and request extension
- LEA roles can have multiple except PEIMS Data Approver which is the superintendent**
  - An alternate may be designated
- PEIMS Data Acceptor (ESC role only)**

## **1. Will Skyward's Maintain screen be changing?**

Skyward is in the process of Beta testing a Maintain set as Complexes

## **2. Do I have to import my staff file?**

No. This is an option but recommended. Otherwise, the files must be submitted in a specific order.



## **Is it mandatory that our district implement the TSDS Dashboards or can we do TSDS PEIMS Only?**

- The TSDS Dashboards are optional
- Districts may opt to do TSDS PEIMS Only

# QUESTIONS?

End of presentation –  
Extra space for other notes

---

---

---

---

---

---

---

---

---

---

---

---

---

---

---

---

---

---

---

---

---

---

---



Texas Skyward User Group Conference

THANK YOU FOR ATTENDING!

