

# Career Plan Setup (Four Year Plan)

TSUG 2017  
DONNA PRUITT

---

---

---

---

---

---

---

---

## Career Plan Concepts

- ▶ Skyward – Career Plan: Texas – Four Year Plan
- ▶ We are behind the eight ball a little bit
- ▶ Five groups of students
  - ▶ Seniors – plan is populated by historical and current schedules
  - ▶ 11<sup>th</sup> grade students – plan is populated by historical, current and one year of future plans
  - ▶ 10<sup>th</sup> grade students – plan is populated by historical, current and two years of future plans
  - ▶ 9<sup>th</sup> grade students – plan is populated by historical, current and three years of future plans
  - ▶ 8<sup>th</sup> grade students – plan is populated by four years of future plans and possibly historical credits from 8<sup>th</sup> grade year

---

---

---

---

---

---

---

---

## Career Plan Templates

- ▶ Templates may be driven by Endorsements and Options
- ▶ Templates may be driven by Grad Requirements
- ▶ Templates may be driven by both
- ▶ Build for the masses
- ▶ Grade levels may need different templates
- ▶ Curriculum Master Setup
  - ▶ One to One
  - ▶ One to Many
- ▶ Templates may be complete – every slot for every credit filled
  - ▶ Ex. You offer 8 credits a year
  - ▶ There should be at least 8 credits per year in the template
- ▶ Templates may be partial – every slot is not filled – updated at a future time
  - ▶ Ex. You offer 8 credits a year
  - ▶ The required for all are included

---

---

---

---

---

---

---

---

### Template Planning

- ▶ Consider the time of year and what is already happening with your students
  - ▶ Do they have historical credits
  - ▶ Have they made course requests for next year
- ▶ Consider how, when and by whom will plans be updated
- ▶ Determine what templates you need
  - ▶ Determine what each template is named and the content required
  - ▶ What does the maintenance look like as courses/curriculum changes over the next four years?
  - ▶ How will you handle students moving into the district?
- ▶ Examples and ideas are included throughout presentation

---

---

---

---

---

---

---

---

### Template Planning

▶ Templates are NOT ...

# One Size Fits All

---

---

---

---

---

---

---

---

### 8<sup>th</sup> Grade Student Template(s)

- ▶ They need everything - four years of plans
  - ▶ (except for those taking HS credit in 8<sup>th</sup> grade)
- ▶ Do you want the template(s) to be partial?
  - ▶ What goes in and what is left open?
- ▶ Do you want the template(s) to be complete?
  - ▶ Will complete plans be based on specific Endorsements + Options?
  - ▶ Will complete plans be based on Endorsements without Options?
  - ▶ Will complete plans be based on Grad Requirements with "Filler" Curriculum?

---

---

---

---

---


---

---

---

## 9<sup>th</sup> – 11<sup>th</sup> Grade Student Template(s)

- ▶ They need future - three, two, or one years of plans
- ▶ Do you want the template(s) to be partial?
  - ▶ What goes in and what is left open?
- ▶ Do you want the template(s) to be complete?
  - ▶ Will complete plans be based on specific Endorsements + Options?
  - ▶ Will complete plans be based on Endorsements without Options?
  - ▶ Will complete plans be based on Grad Requirements with "Filler" Curriculum?




---

---

---

---

---

---

---

---

## Templates are NOT Plans

- ▶ Plans will need ...

# To be updated




---

---

---

---

---


---

---

---

## Setting Up a Template

- ▶ Office/ Curriculum & Assessment/ Grad Requirements/ Setup/ Codes/ Career Plans
- ▶ WS\F\CA\GR\PS\CO\CP
- ▶ Click Add to start a new template
  - ▶ You may also Edit, Delete and Clone




---

---

---

---

---

---

---

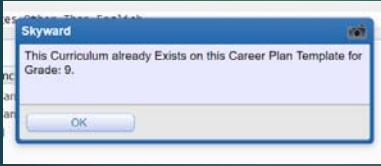
---







### Duplicates are Prevented




---

---

---

---

---

---

---

---

---

---

### Sample Plan with Placeholder Curriculum

- Build Placeholder Curriculum Keys
- Add the Career Plan Template
- Replace with Appropriate Curriculum during Advisor Sessions

A screenshot of a "Career Plan" grid in a software interface. The grid has columns for "Grade 9", "Grade 10", "Grade 11", and "Grade 12". Each cell contains a curriculum key (e.g., "English 1.0", "Mathematics 1.0"). Red arrows point from the text on the left to specific placeholder entries in the grid.

---

---

---

---

---

---

---

---

---

---

### Back-filling for 9 - 11th Grade - Sample

Three screenshots showing curriculum back-filling for grades 9-11. Each screenshot shows a grid with columns for "Grade 09", "Grade 10", "Grade 11", and "Grade 12". The first screenshot shows AP Physics 1.A, AP Physics B, and Economics & 12th grade. The second screenshot shows English 2.0 A and English 2.0 B. The third screenshot shows English 1.0 A and English 1.0 B.

---

---

---

---

---

---

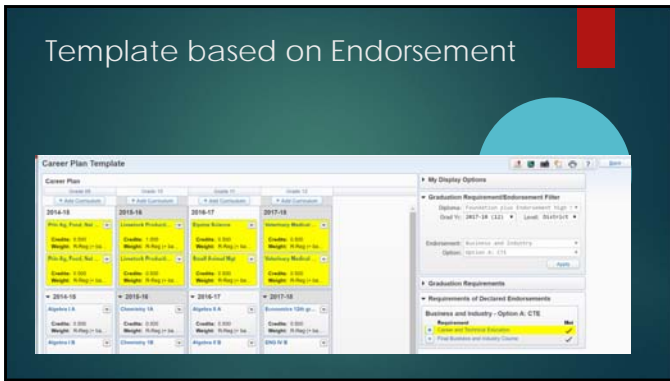
---

---

---

---

### Template based on Endorsement




---

---

---

---

---

---

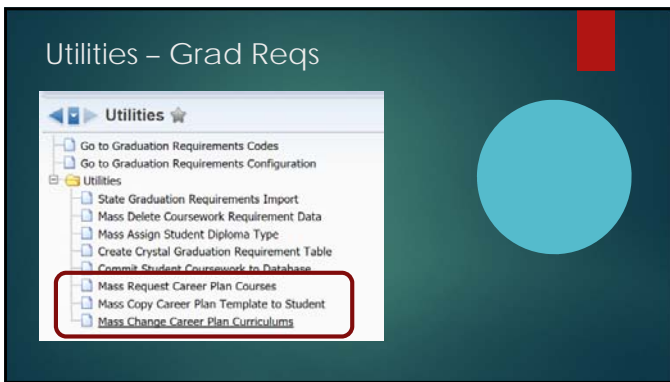
---

---

---

---

### Utilities – Grad Req




---

---

---

---

---

---

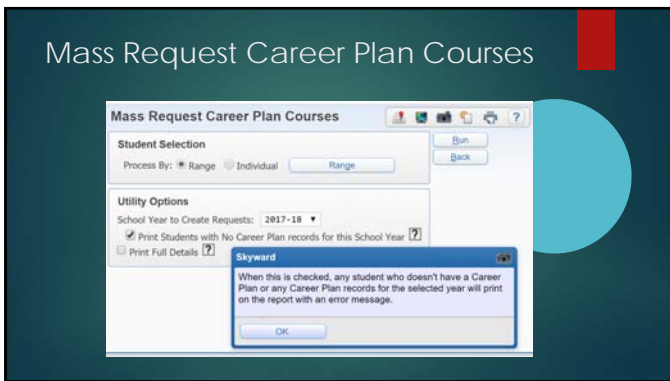
---

---

---

---

### Mass Request Career Plan Courses




---

---

---

---

---

---

---

---

---

---



## Copy Career Plan Template to Students

**Overwrite** **Ignore**

---

---

---

---

---

---

---

---

---

---

## Mass Change Career Plan Curriculums

Grade Level	Curriculum	Depth Level	Revised
8	217502	No	Yes
8	217502	No	No

---

---

---

---

---

---

---

---

---

---

# Q & A

▶ Donna Pruitt  
▶ [dpruitt@galenaparkisd.com](mailto:dpruitt@galenaparkisd.com)

---

---

---

---

---

---

---

---

---

---