

Texas Skyward User Group Conference

Creating Custom Report Cards (Standards & Secondary)

Shawn Lee



Custom Report Cards



Creating Custom Report Cards (Standards & Secondary)

- Design Creation
- Report Options in Report Builder
- Page Objects
- Object Organization
- Element Properties
 - Sizing, Borders, Print Order, Shading
 - Locking, Keeping Separation, Expandable
- Object Options
- Quick Formatting
- Adding Images
- Add Student for Testing (Printing Test Pages)
- Export Layout
- Import Layout

Custom Report Cards



Object Options:

- Object Options

Object Options

Course Entities: 001

Low High
Stu Class School Year:
Stu Class Grade Level:

Include Classes Taken Before Grade 9

Class Record Type:

Group Courses By First Sort Value
 Print Group Header

Include Courses Without Selected Grade Buckets

Group Non-Overlapping Sections of Same Course
Combine Based On: Overlapping Terms Overlapping Grades

Include Dropped Classes

Classes to Print: Secondary Standards Both

Print Subjects and Skills for Standards Courses All Academic Areas Only Print Classes With Selected Academic Areas

Individual Academic Areas:

Current Year Options

Print Classes With Blank Grades
 Include Next Year Scheduled Courses
Class Status:

Custom Report Cards



Quick Formatting:

- Quick Formatting

Quick Formatting

Position:
Size:
Border Size:
Shade: Shading On Shading Off
+ Font 1
+ Font 2
+ Font 3
+ Font 4
+ Font 5
+ Font 6

Custom Report Cards



Adding Images:

- Adding Images

Image Object Properties


New Image Upload

Image Title: District Wide Image

Upload Image: No file chosen

Image

Select Image: Image Size: Scale to Object Size



Custom Report Cards



Add Student for Testing (Printing Test Pages):

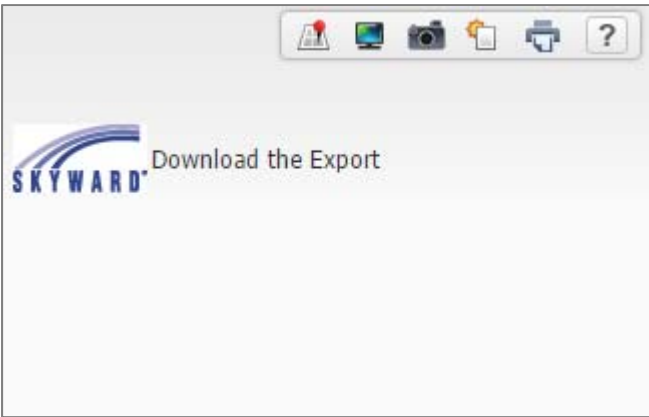
- Add Student for Testing

The screenshot displays the 'Custom Report Cards' application window. At the top, there are options for 'Views' (General) and 'Filters' (Active Report Cards). Below this is a table with columns: Name, Created By, Start Year, End Year, Paper, and Status*. The first row is highlighted, showing '(SW1) Official HS Report Card' created by 'slee' for the years 2015-9999 on Letter paper, with an 'Active' status. Below the table, there are buttons for 'Expand All', 'Collapse All', and 'View Printable Details'. A 'Test Students' section includes 'Add Student for Testing' and 'Clear Test Students' buttons, along with a 'Sample 1 (GRIFFIN STEWIE)' entry and 'Print for Student' and 'Delete Test Student' buttons. The rest of the table lists various other report card templates (SW2-SW6, Official Dropped Student RC Template, and Official HS Progress Report PR1-PR6), all created by 'slee' and set to 'Active' status.

Name	Created By	Start Year	End Year	Paper	Status*
(SW1) Official HS Report Card	slee	2015	9999	Letter	Active
Expand All Collapse All View Printable Details					
▼ Test Students Add Student for Testing Clear Test Students					
Sample 1 (GRIFFIN STEWIE) Print for Student Delete Test Student					
▶ (SW2) Official HS Report Card	slee	2015	9999	Letter	Active
▶ (SW3) Official HS Report Card	slee	2015	9999	Letter	Active
▶ (SW4) Official HS Report Card	slee	2015	9999	Letter	Active
▶ (SW5) Official HS Report Card	slee	2015	9999	Letter	Active
▶ (SW6) Official HS Report Card	slee	2015	9999	Letter	Active
▶ Official Dropped Student RC Template	slee	2015	9999	Letter	Active
▶ Official HS Progress Report PR1	slee	2015	9999	Letter	Active
▶ Official HS Progress Report PR2	slee	2015	9999	Letter	Active
▶ Official HS Progress Report PR3	slee	2015	9999	Letter	Active
▶ Official HS Progress Report PR4	slee	2015	9999	Letter	Active
▶ Official HS Progress Report PR5	slee	2015	9999	Letter	Active
▶ Official HS Progress Report PR6	slee	2015	9999	Letter	Active

Export Layout:

- Export Layout

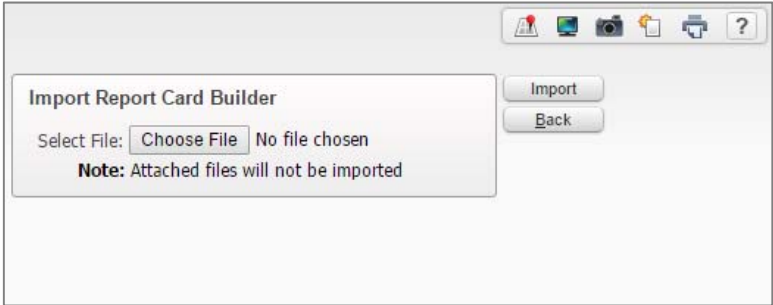


Custom Report Cards



Import Layout:

- Import Layout




Custom Report Cards



End of presentation –
Extra space for other notes





Texas Skyward User Group Conference

THANK YOU FOR ATTENDING!

