



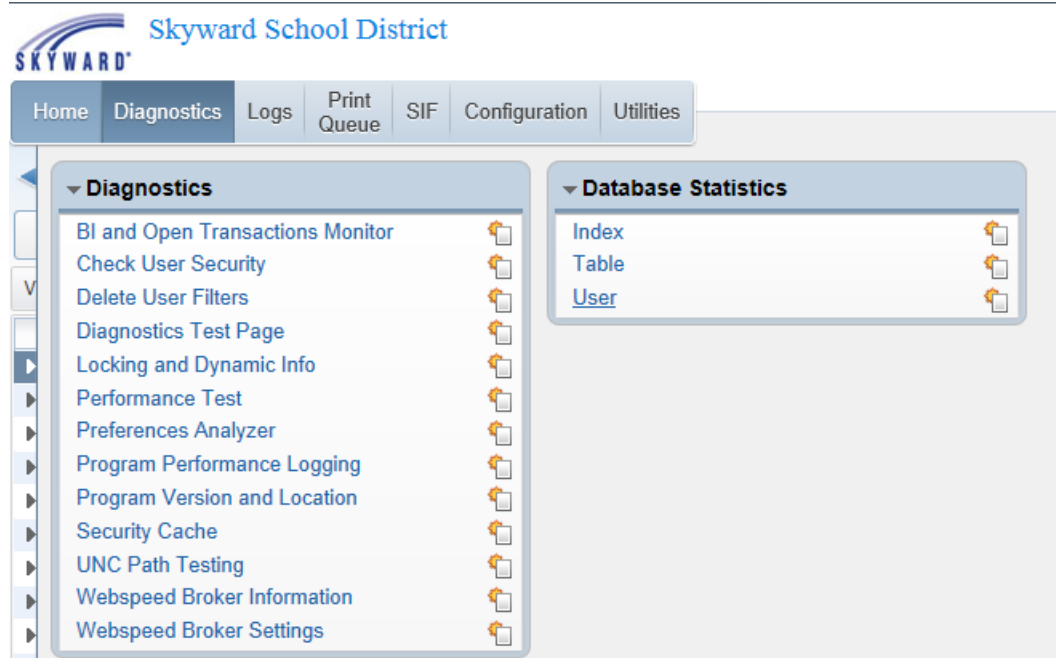
Texas Skyward User Group Conference

Troubleshooting Skyward in the Cloud



- Diagnostics
- Logging
- Performance Tools
- Troubleshooting

Diagnostics



The screenshot displays the Skyward School District web application interface. At the top, the Skyward logo and the text "Skyward School District" are visible. Below this is a navigation menu with tabs for Home, Diagnostics, Logs, Print Queue, SIF, Configuration, and Utilities. The "Diagnostics" tab is currently selected. The main content area is divided into two sections: "Diagnostics" and "Database Statistics".

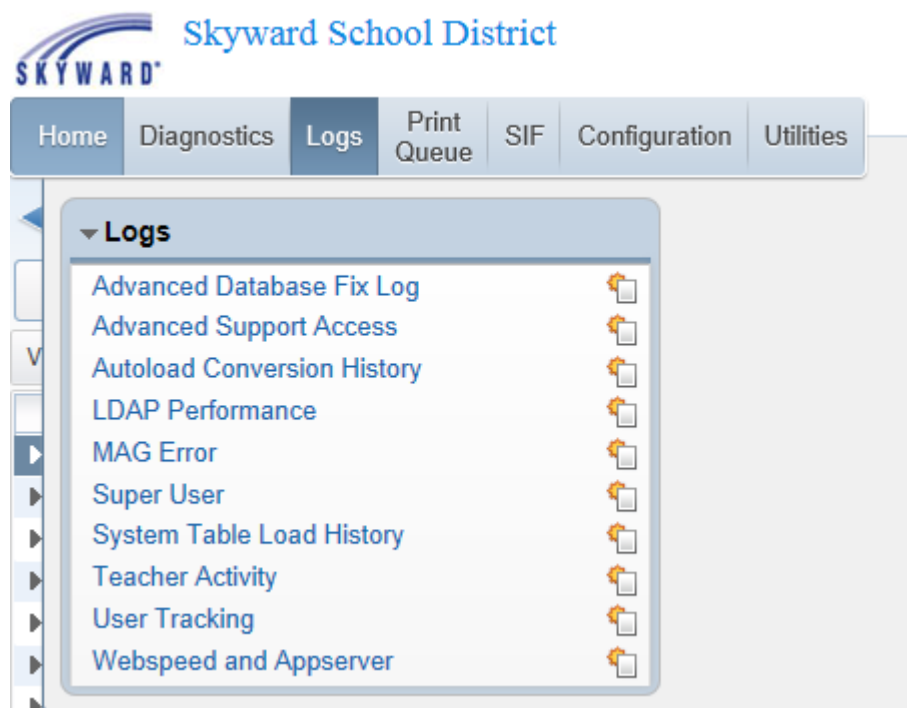
Diagnostics

- BI and Open Transactions Monitor
- Check User Security
- Delete User Filters
- Diagnostics Test Page
- Locking and Dynamic Info
- Performance Test
- Preferences Analyzer
- Program Performance Logging
- Program Version and Location
- Security Cache
- UNC Path Testing
- Webspeed Broker Information
- Webspeed Broker Settings

Database Statistics

- Index
- Table
- User

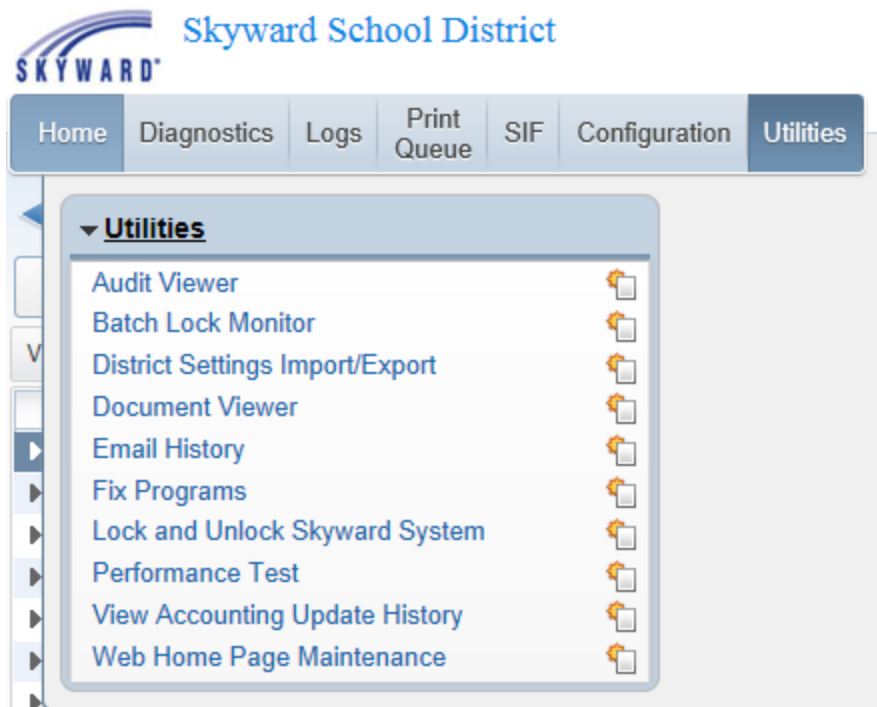
Logging



The screenshot shows the Skyward School District web interface. At the top, there is a navigation bar with the following tabs: Home, Diagnostics, Logs, Print Queue, SIF, Configuration, and Utilities. The 'Logs' tab is currently selected. Below the navigation bar, a dropdown menu is open, displaying a list of log categories. Each category has a small icon to its right, representing a document with a gear. The categories listed are:

- Advanced Database Fix Log
- Advanced Support Access
- Autoload Conversion History
- LDAP Performance
- MAG Error
- Super User
- System Table Load History
- Teacher Activity
- User Tracking
- Webspeed and Appserver

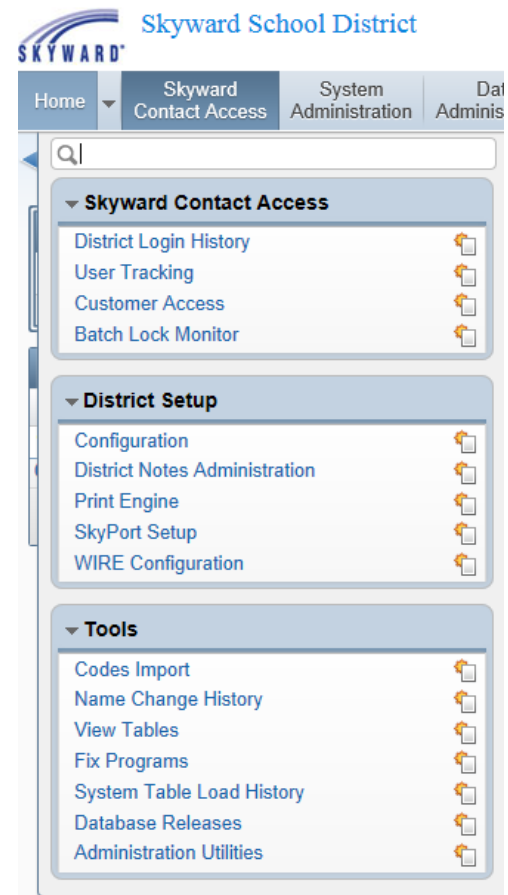
Utilities



The screenshot shows the Skyward School District web application interface. At the top, there is a navigation bar with the following tabs: Home, Diagnostics, Logs, Print Queue, SIF, Configuration, and Utilities. The Utilities tab is currently selected. Below the navigation bar, a dropdown menu is open, displaying a list of utility functions. Each function is accompanied by a small icon of a document with a yellow star in the top right corner.

Utility Function	Icon
Audit Viewer	Document with star icon
Batch Lock Monitor	Document with star icon
District Settings Import/Export	Document with star icon
Document Viewer	Document with star icon
Email History	Document with star icon
Fix Programs	Document with star icon
Lock and Unlock Skyward System	Document with star icon
Performance Test	Document with star icon
View Accounting Update History	Document with star icon
Web Home Page Maintenance	Document with star icon

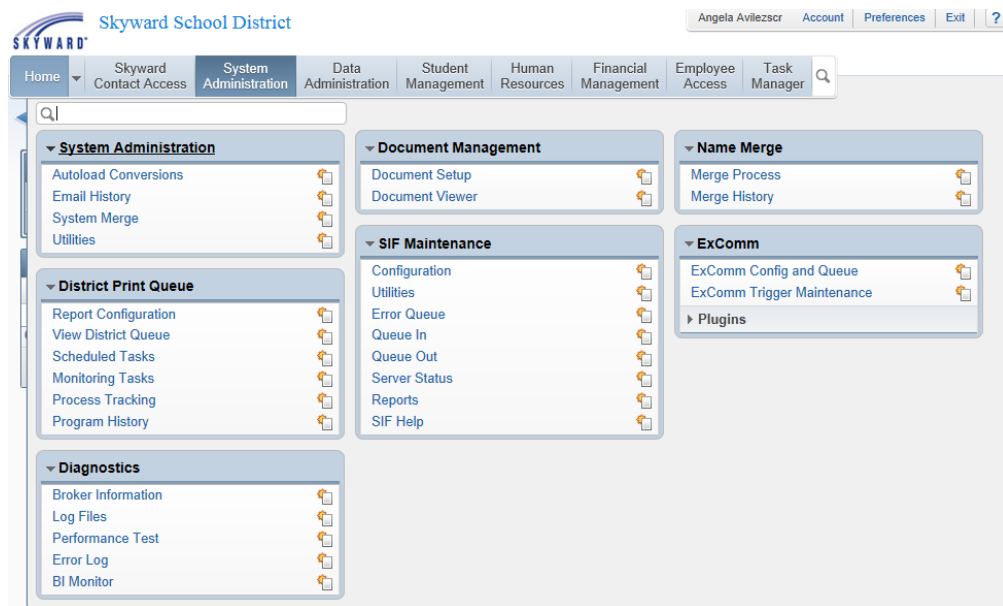
User screens – Skyward Contact Access



The screenshot shows the Skyward School District user interface. At the top, there is a navigation bar with tabs for "Home", "Skyward Contact Access", "System Administration", and "Data Administration". Below the navigation bar is a search bar with a magnifying glass icon. The main content area is a sidebar menu with three sections:

- Skyward Contact Access**
 - District Login History
 - User Tracking
 - Customer Access
 - Batch Lock Monitor
- District Setup**
 - Configuration
 - District Notes Administration
 - Print Engine
 - SkyPort Setup
 - WIRE Configuration
- Tools**
 - Codes Import
 - Name Change History
 - View Tables
 - Fix Programs
 - System Table Load History
 - Database Releases
 - Administration Utilities

User Screens – System Administration

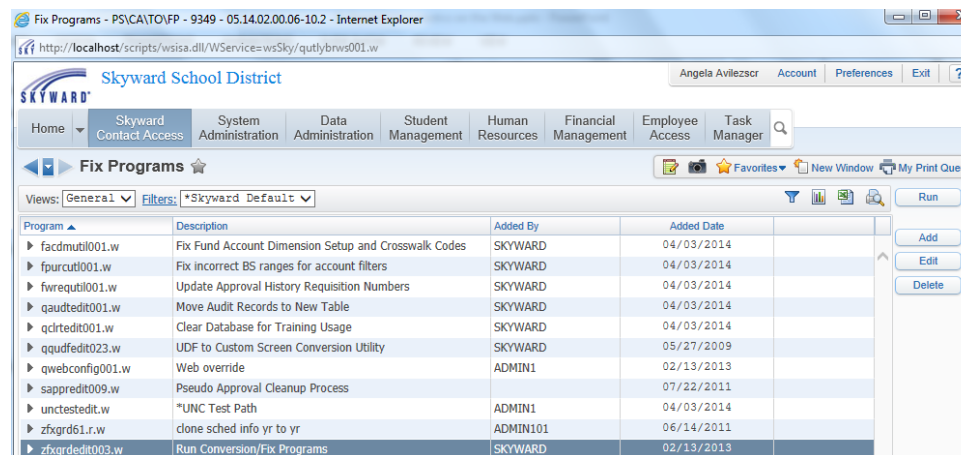


The screenshot displays the Skyward School District System Administration interface. At the top, the user is identified as Angela Avilezscr, with links for Account, Preferences, Exit, and a help icon. The main navigation menu includes Home, Skyward Contact Access, System Administration (selected), Data Administration, Student Management, Human Resources, Financial Management, Employee Access, and Task Manager. A search bar is located above the main content area.

The main content area is organized into several categorized panels, each with a search icon:

- System Administration**
 - Autoload Conversions
 - Email History
 - System Merge
 - Utilities
- District Print Queue**
 - Report Configuration
 - View District Queue
 - Scheduled Tasks
 - Monitoring Tasks
 - Process Tracking
 - Program History
- Diagnostics**
 - Broker Information
 - Log Files
 - Performance Test
 - Error Log
 - BI Monitor
- Document Management**
 - Document Setup
 - Document Viewer
- SIF Maintenance**
 - Configuration
 - Utilities
 - Error Queue
 - Queue In
 - Queue Out
 - Server Status
 - Reports
 - SIF Help
- Name Merge**
 - Merge Process
 - Merge History
- ExComm**
 - ExComm Config and Queue
 - ExComm Trigger Maintenance
 - Plugins

User Screens – Fix Programs



Fix Programs - PS\CA\TO\FP - 9349 - 05.14.02.00.06-10.2 - Internet Explorer

http://localhost/scripts/wsisa.dll/WService=wsSky/qutlybrws001.w

Angela Avilezscr Account Preferences Exit ?

Skyward School District

Home Skyward Contact Access System Administration Data Administration Student Management Human Resources Financial Management Employee Access Task Manager

Fix Programs

Views: General Filters: *Skyward Default

Program	Description	Added By	Added Date
▶ facdmulti001.w	Fix Fund Account Dimension Setup and Crosswalk Codes	SKYWARD	04/03/2014
▶ fpurcut001.w	Fix incorrect BS ranges for account filters	SKYWARD	04/03/2014
▶ fwrequti001.w	Update Approval History Requisition Numbers	SKYWARD	04/03/2014
▶ qaudtedit001.w	Move Audit Records to New Table	SKYWARD	04/03/2014
▶ qldtedit001.w	Clear Database for Training Usage	SKYWARD	04/03/2014
▶ qqudfedit023.w	UDF to Custom Screen Conversion Utility	SKYWARD	05/27/2009
▶ qwebconfig001.w	Web override	ADMIN1	02/13/2013
▶ sappredit009.w	Pseudo Approval Cleanup Process	ADMIN1	07/22/2011
▶ unctestedit.w	*UNC Test Path	ADMIN1	04/03/2014
▶ zfxgrd61.r.w	done sched info yr to yr	ADMIN101	06/14/2011
▶ zfxgrdedit003.w	Run Conversion/Fix Programs	SKYWARD	02/13/2013

Add Edit Delete



Texas Skyward User Group Conference

THANK YOU FOR ATTENDING!

