

Summer School

What will be covered:

This session will cover items to consider, modules to use, enrollment and setup for rolling out Summer School.

- Prior to Configuration
 - Will you be cloning a regular entity?
 - What are your calendar dates and times?
 - How many terms?
 - Who will be attending?
 - Will you be using GB and/or Attendance?
 - Will you be sending out Report Cards/Progress Reports?
 - What courses will you need and how many sections?
 - Who will be your staff members?

- Modules to Use
 - Attendance
 - Grading
 - Current Scheduling


- Summer School Configuration:
 - Select Entity to Clone
 - Select Entity Code
 - Entity Maintenance
 - Name Summer School
 - Entity Type – Summer School
 - Allow Add of an Active Student to Another Entity
 - Student Locator Times – Scheduling Period Times, Bell Schedule
 - Entity – School Cross Reference
 - Summer School
 - Entry/Withdrawal Defaults
 - Entry Date
 - Entry Code

- Current School Year:
 - Scheduling

- Maximum Semester, Term, and Period Values
- Entity Year Options
- Scheduling Options
- Term Definitions
 - Semester Options
 - Start and Stop Details – Term Dates
- Course Defaults
 - Course Length
 - Calendar
 - Min/Max Seating
 - Attendance and Grading
 - Class Meet Defaults
- Grading
 - Semesters, Terms, and Grade buckets
 - Comment Options
 - GPA Options
 - Misc Options
- Attendance
 - Terms/Period Values
- Texas Entity Info
 - Report Entity to PEIMS
 - Print blank Campus ID of Enrollment

Links to additional resources

[Link to pdf of Power Point](#)



Texas Skyward User Group Conference

Summer School

Viviana Torres



Summer School

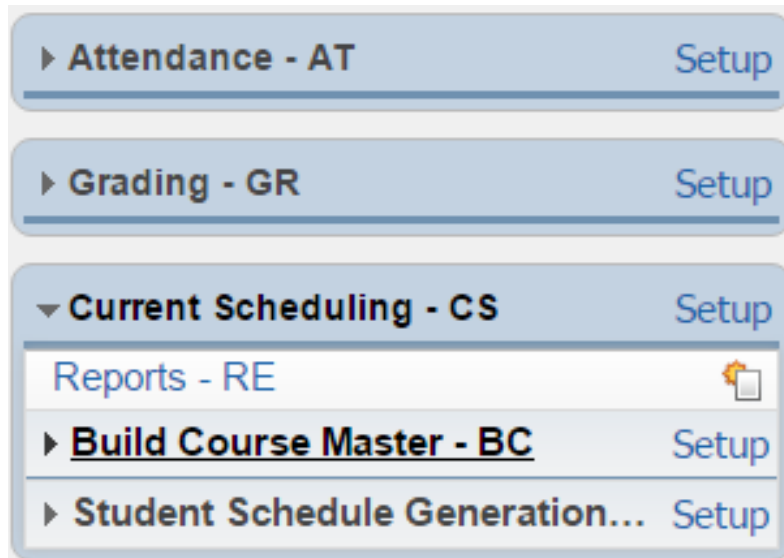



This session will cover items to consider, modules to use, enrollment and setup for rolling out Summer School.

- Prior to Configuration – Info from end users
- Modules Used
- Configuration and Setup Overview

Modules to Use

- Attendance
- Grading
 - Report Cards
- Current Scheduling
 - Entry by Class



▶ Attendance - AT	Setup
▶ Grading - GR	Setup
▼ Current Scheduling - CS	Setup
Reports - RE	
▶ Build Course Master - BC	Setup
▶ Student Schedule Generation...	Setup

Configuration and Setup Overview

- Scheduling
 - Maximum Semester, Term, and Period Values
 - Entity Year Options
 - Scheduling Options

▼ Scheduling

▼ **Maximum Semester, Term, and Period Values** [Edit Maximum Values](#)

Day Type: Weekdays	Day(s) in Rotation: 0	Day Label: MTWRF
Display Semesters: 2	Grade Range: 09-12	Current Year: No Future: No
Display Terms: 02	Scheduling Terms: 02	Track Student Schedule Changes: Yes No
Display Periods: 01	Scheduling Periods: 01	Allow Selective Tracking of Schedule Changes: No No

▼ **Entity Year Options** [Edit Entity Year Options](#)

Use Student Tracks: No	Number of Tracks Used: 0
Use Period Redefinition: No	Use Course Recommendations: No Use Audit/Variable Credits: No
Use Team Scheduling: No	Use Scheduling Categories: No
Display 0 period in Period by Period Availability: Yes	Use Online Arena Scheduling: No Use Advisor Schedule Verification: No
Use Advanced Master Schedule Builder: No	
Allow Cross-Entity Course Enrollment: Yes	
Use Drop/Withdrawal Grade Mark:	

▼ **Scheduling Options** [Edit Scheduling Options](#)

Allow Limited Special Ed Enrollment in Sections: No	Use Additional Student Class Seat Counts: No
Allow Change Class Section Number: No	Use Security To Exceed Class Maximum: Yes
Allow Students to be Double-Scheduled: Yes	Allow Delete of Class with Grades: No
Allow Moving Of Grades To Different Courses: No	
Allow Subsets on Requests: No	
Schedule Multiple Times Per Year: No	Allow Current Year Scheduling: No
Instructional: Yes	Lunch: No Recess: No Study Hall: No Other: No

Configuration and Setup Overview Cont.

- Scheduling Cont.
 - Term Definitions
 - Semester Options
 - Start and Stop Details – Term Dates
 - Course Defaults
 - Course Length – YR
 - Calendar
 - Min/Max Seating
 - Attendance and Grading – Computer
 - Class Meet Defaults – Entity in which SS will be housed

▼ Term Definitions Add Semester Definition Add Term Definition										
			Sem	Trm	Lit	Description	Str Trm	Stp Trm	Start Date	Stop Date
Edit	Delete	History	1	00	S1	Semester 1	01	01	06/13/2016	06/30/2016
Edit	Delete	History	2	00	S2	Semester 2	02	02	07/05/2016	07/21/2016

▼ Course Defaults Edit Course Defaults			
Length: S1 - SEMESTER 1	Elec/Req: Required	Use Meeting Times: No	Calendar: 003 - Calendar (003)
Minimum Students: 10	Optimum Students: 30	Maximum Students: 50	
Attn Method: Computer	Assign Seats: No	Grading Method: Computer	Building: 001 - Building (001)

▼ Summer School Edit Summer School	
Allow Rolling Classes Back to the Previous Year During Summer School Processing: Yes	Record Type: H - Historical
Allow Rolling Classes to the Upcoming Year During Summer School Processing: No	Record Type:
Roll the Summer School Courses into the same Control Set: No	

Configuration and Setup Overview cont.

- Grading
 - Semesters, Terms, and Grade buckets
 - Comment Options
 - GPA Options
 - Misc Options

▼ Grading

▼ Maximum Semesters, Terms, and Grade Bucket Literals [Edit Maximum Values](#)

Semesters: 2 Terms: 2

Grade	Use Grade	Show History	Grade Bucket Literals
Citizenship	No	No	
Midterm	No	No	
Term	Yes	Yes	T1 T2
Sem Exam	Yes	No	SE1 SE2
Semester	Yes	Yes	S1 S2
Final Exam	No	No	
Final	No	No	
Athletic	No	--	
Other	No	--	

► Comment Options [Edit Comment Options](#)

▼ GPA Options [Edit GPA Options](#)

Use Add-On Bonus GPA: No	Limit Display GPA Value: No	Max GPA Display Value: 0.000
Use Audit/Variable Credits: No	Allow GPA Set At Course Section Level: No	Allow GPA Set At Student Level: Yes
Use Automatic Calculation of GPA: Yes	High Grad Year to Lock: 2016	Grading Period: TERM 1
Use Cross-Entity GPA Calculation (DFL): No	All Entities Share Same Grade Mark Point Scale: No	Audit Program Name:
Use Custom GPA: No	GPA Program Name:	

▼ Miscellaneous Options [Edit Miscellaneous Options](#)

Allow Delete of Class With Grades Present: No	Use Grade Replacement For Selected Students: No
--	--

Configuration and Setup Overview cont.


- Attendance
 - Terms/Period Values – **2 terms, 1 period**
- Texas Entity Info
 - Report Entity to PEIMS – **No**
 - Print blank Campus ID of Enrollment – **No**

▼ Attendance Edit

Max Attendance Terms: 2	Max Attendance Periods: 1
Use In/Out Minutes Attendance: No	Use Minutes Attend in Calculations: No
Fill Periods Of Attendance Based On Schedule: No	Use Optional Flexible School Day Program (OFSDP): No

▼ Texas Entity Options Edit

District ID: 215901	District Name: TEXAS School District
Entity ID: 003	College Board Campus Number:
Report this entity for PEIMS: No	Print blank Campus ID of Enrollment: No
PEIMS Entity:	Career Center: No
Number of Students Reviewed by IGC will not be sent for PEIMS.	
Title I Campus: No	
Use Default Entity for CECE entity reporting: No	
PK School Type:	Student Instruction Type:
Statutory Reporting and Policy Compliance:	Fine Arts:
Wellness and Physical Ed:	Community and Parental Involvement:
21st Century Workforce Development Program:	Second Language Acquisition Program:
Digital Learning Environment:	Dropout Prevention Strategies:
Educational Program for G/T Students:	Overall Rating:
First CASE Choice:	Second CASE Choice:
Third CASE Choice:	
EOC Test Format Paper:	
EOC Test Format Online:	



Texas Skyward User Group Conference

THANK YOU FOR ATTENDING!

